

GLIDELINE

GR90 ROOFLIGHT





SPECIFICATION



SIGHTLINES

0-20MM

GLAZING

44 MM MAX. 32MM MIN

MAXIMUM DIMENSIONS

NO MAX LENGTH. MAX WIDTH 1800MM

COLOUR

BLACK 9005 OR GREY 7016

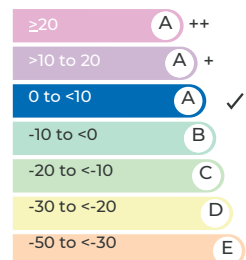
OPTIONS:

- SOLAR CONTROL GLAZING
- FRAMELESS GLASS TO GLASS JOINTS
- SELF CLEANING GLASS



BFRC Rating

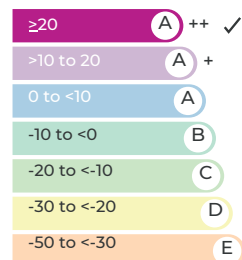
kWh/(m².yr)



Double glazing







BFRC Rating

kWh/(m².yr)



Triple glazing

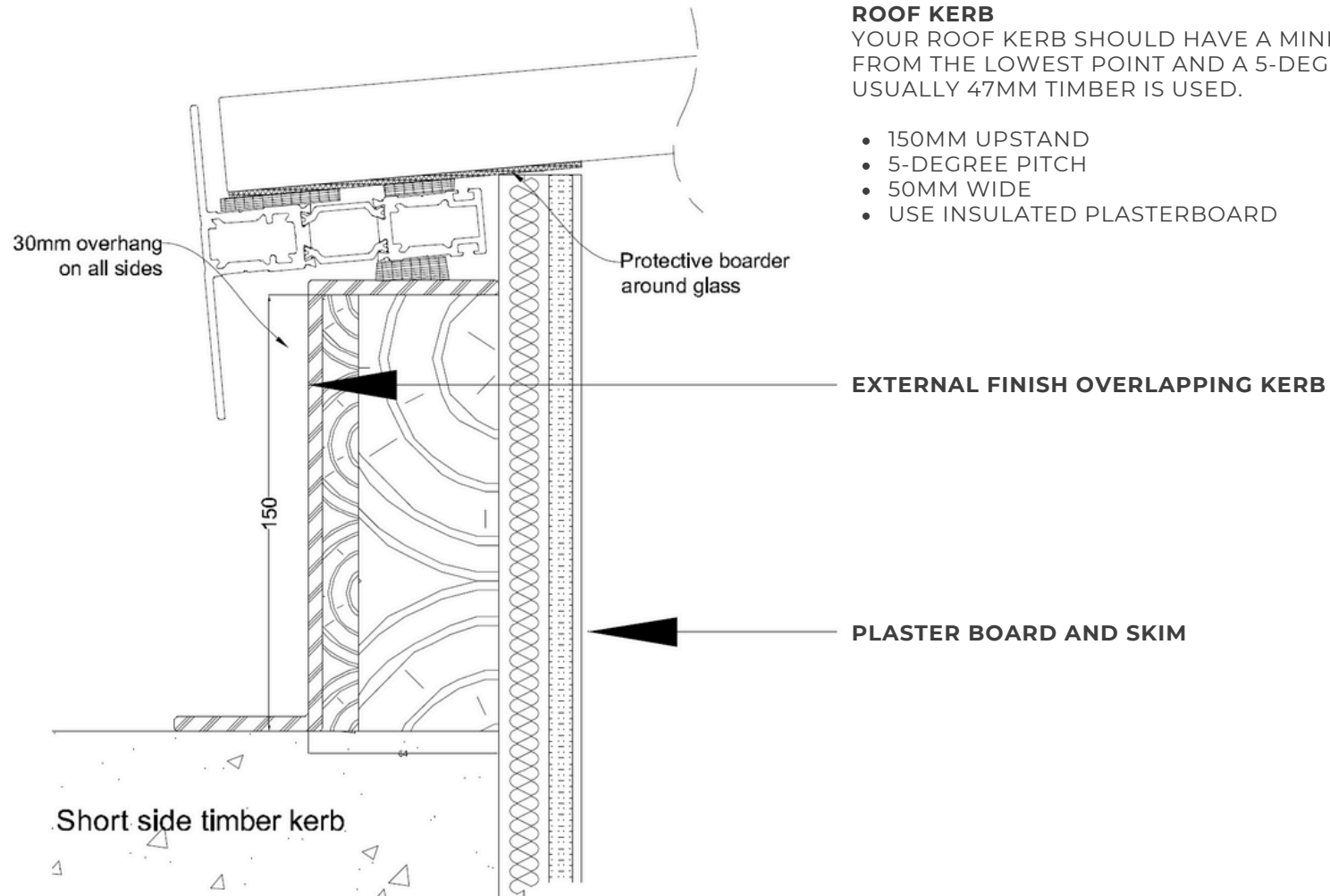
FEATURES

U value		Double glazing * Uw from 1.4 (W/m ² K)	Triple glazing * Uw ≥ 1.0 (W/m ² K)
Acoustic insulation		Rw up to 41 dB	
Air permeability		Class 4	
Water tightness		Class 7A	
Wind resistance		Class C5	
Security test		Passed	

* Double glazing Ug=1.0 / Triple glazing Ug=0.5

Security test: Reference test 1.438 x 1.33 m / 1 sash

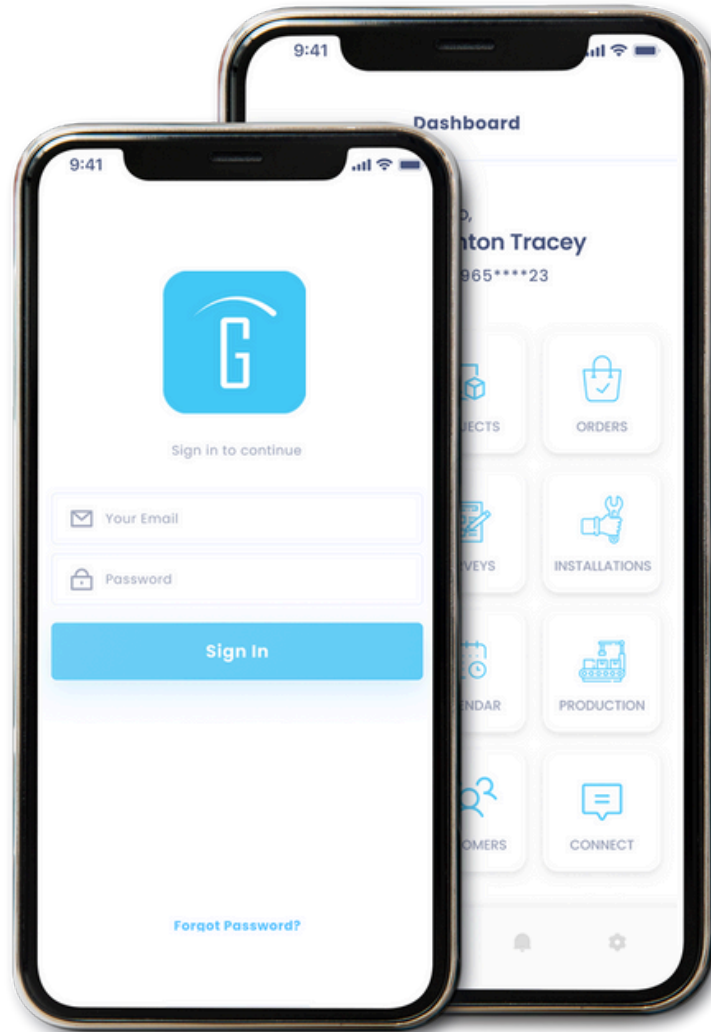
CONFIGURATIONS





GLIDELINE GO

KEEP UP TO DATE WITH YOUR
GLAZING PROJECTS WITH
GLIDELINE GO



Introducing GlidelineGO – the ultimate system designed to streamline your glazing order management process. With GlidelineGO, customers and trade partners can effortlessly create, track, and manage orders, while enjoying the convenience of approving drawings and making payments directly within the app.

Efficiency and ease-of-use are at the heart of GlidelineGO. Whether you're an architect, contractor, or glazing professional, this powerful app empowers you to take control of your glazing projects, ensuring a seamless experience from start to finish.





GLIDELINE