



GLIDELINE

GS20 SLIDING DOOR





SPECIFICATION



CONFIGURATIONS

2 TRACK, 3 TRACK, QUAD TRACK

SIGHTLINES

INTERLOCK 20 MM

GLAZING

MAX. 30 MM, MIN. 26 MM DOUBLE GLAZED

MAXIMUM SASH DIMENSIONS

WIDTH (L) 2500 MM, HEIGHT (H) 3000 MM

MAXIMUM SASH WEIGHT

320 KG

COLOUR

POWDER COATING RAL FINISH
STANDARD 7016M, 9005M, 9016G
AVAILABLE IN 150+ RAL FINISHES
TEXTURED FINISH AVAILABLE
SPLIT COLOR FOR INTERIOR/EXTERIOR
WOOD EFFECT POWDER COATING
ANODIZED ALUMINIUM

BFRC Rating

kWh/(m².yr)

≥20	A	++
>10 to 20	A	+
0 to <10	A	✓
-10 to <0	B	
-20 to <-10	C	
-30 to <-20	D	
-50 to <-30	E	


FEATURES		
Transmittance		Uw ≥ 1.3 (W/m ² K)
Acoustic insulation		Rw up to 41 dB
Air permeability		Class 4
Water tightness		Class 7A
Wind resistance		Class C5



INTERLOCK HANDLE



SECURITY
HARDWARE

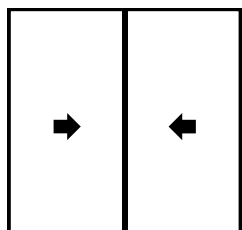


FLUSH SECURITY
HARDWARE

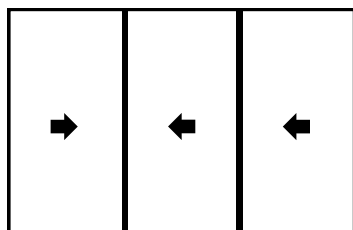
CONFIGURATIONS



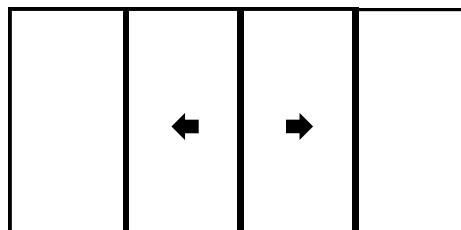
2 PANE



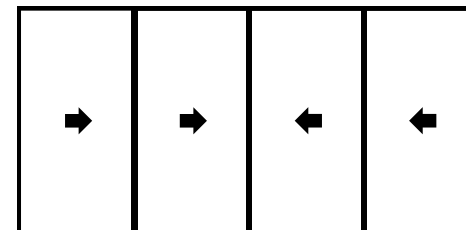
3 PANE



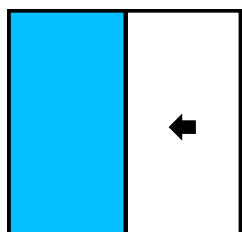
4 PANE



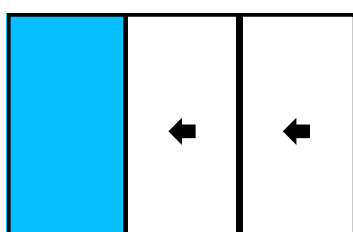
QUAD TRACK



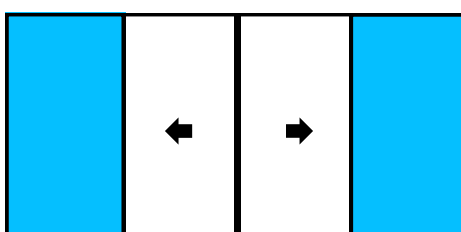
1 PANE POCKET



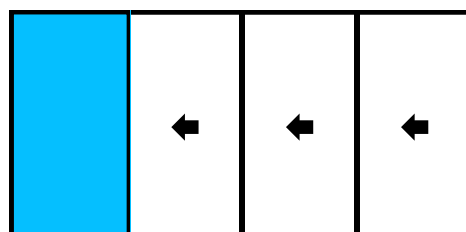
2 PANE POCKET



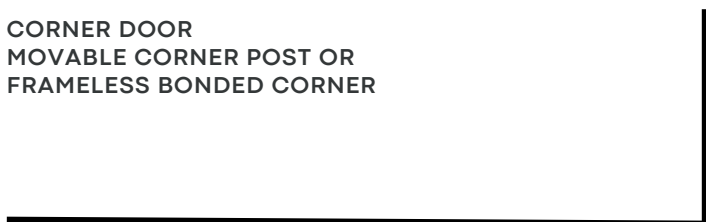
2 PANE POCKET



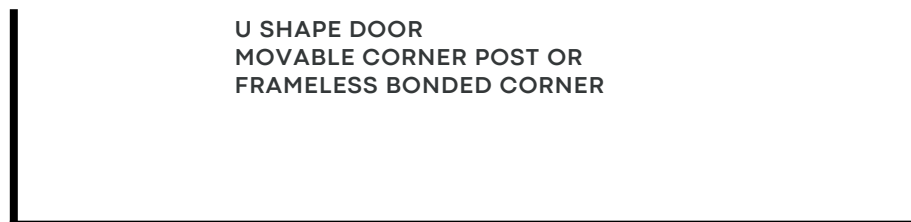
3 PANE POCKET



CORNER DOOR
MOVABLE CORNER POST OR
FRAMELESS BONDED CORNER



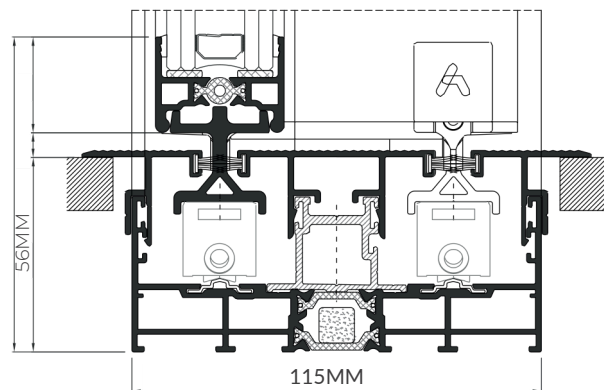
U SHAPE DOOR
MOVABLE CORNER POST OR
FRAMELESS BONDED CORNER



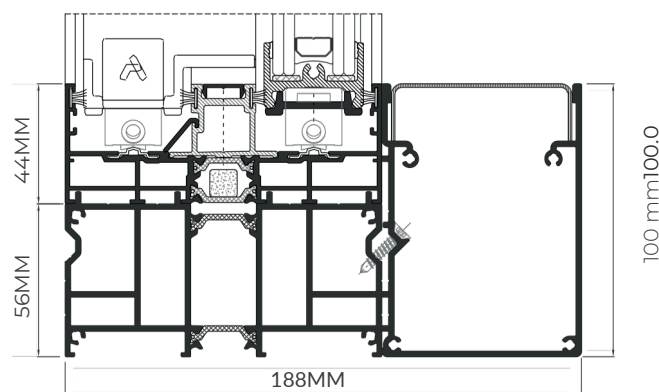
CONFIGURATIONS



HIDDEN TRACK SOLUTION

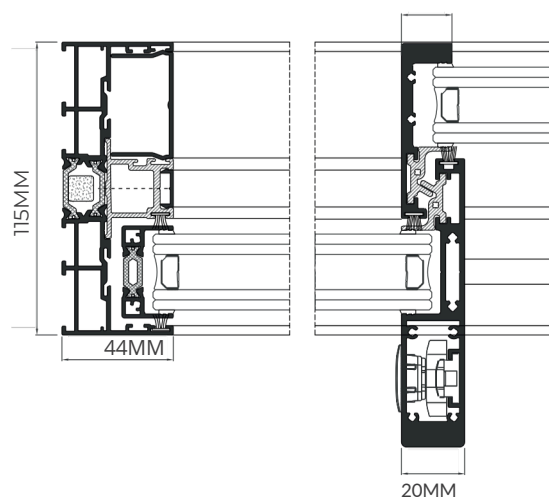


BESPOKE DRAINAGE SOLUTION

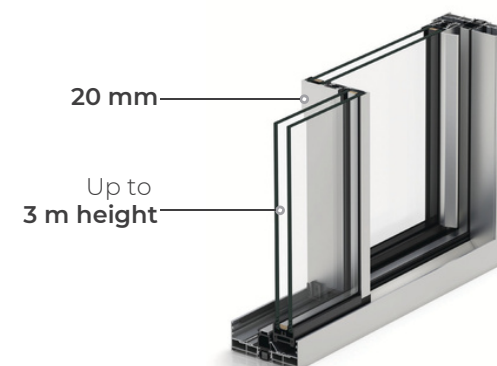
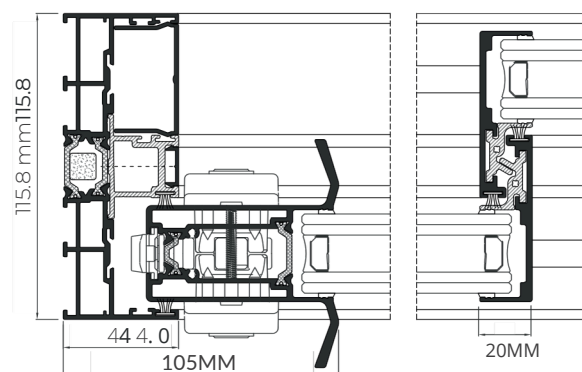


HIDDEN TRACK SOLUTION

INTERLOCK HANDLE



DOUBLE TRACK



HARDWARE



GREY 7016 **BLACK** 9005 **WHITE** 9016 **LIGHT SILVER** **DARK SILVER** **CUSTOM RAL**

Thermally broken minimalist sliding system that provides maximum luminosity with a minimal aluminium interlock profile. It has an elegant design only 20 mm sightline and offers the possibility of an inlaid closing system and of hiding the frame along the perimeter.

Possibility of locking system in the interlock, thus allowing the concealment of the sashes in the frame from a frontal view. Possibility of embedded locking system which facilitates the sashes crossing.



INTERLOCK HANDLE



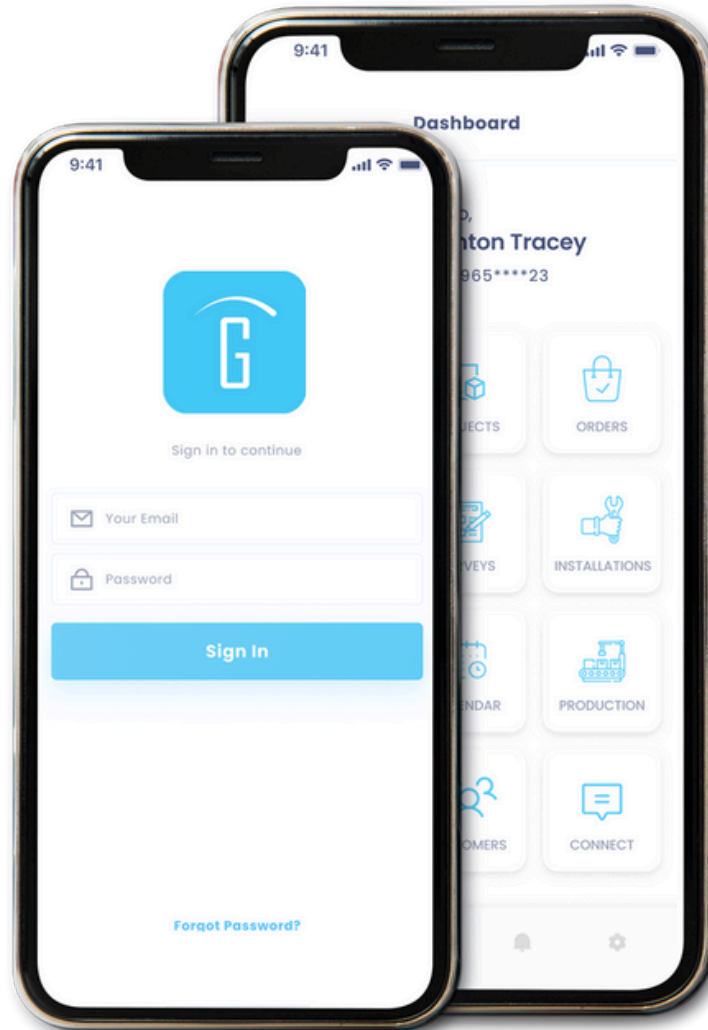
**SECURITY
HARDWARE**

**FLUSH SECURITY
HARDWARE**



GLIDELINE GO

KEEP UP TO DATE WITH YOUR
GLAZING PROJECTS WITH
GLIDELINE GO



Introducing GlidelineGO – the ultimate system designed to streamline your glazing order management process. With GlidelineGO, customers and trade partners can effortlessly create, track, and manage orders, while enjoying the convenience of approving drawings and making payments directly within the app.

Efficiency and ease-of-use are at the heart of GlidelineGO. Whether you're an architect, contractor, or glazing professional, this powerful app empowers you to take control of your glazing projects, ensuring a seamless experience from start to finish.





GLIDELINE