

GLIDELINE

ROOF LANTERN





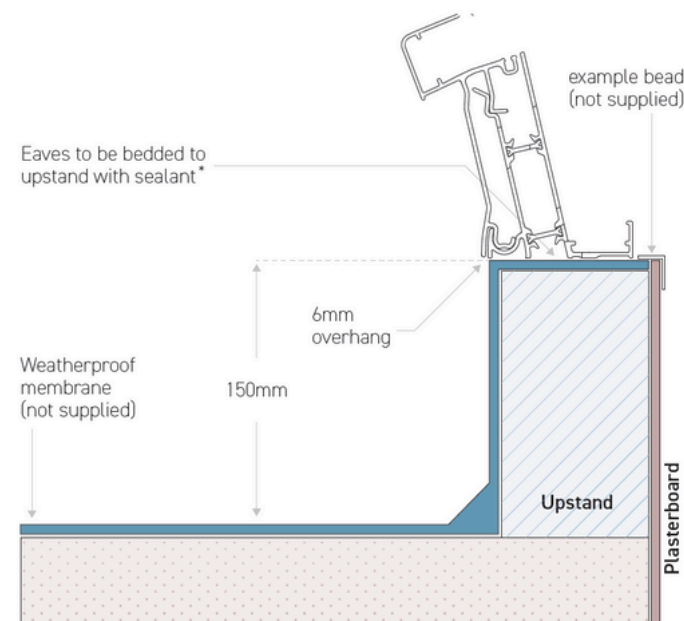
SPECIFICATION



- BESPOKE SIZES UP TO 6M X 4M
- FIXED 25° PITCH
- 24MM DOUBLE GLAZED UNITS
- LARGEST RECTANGULAR LANTERN WITH ONLY 4 GLASS UNITS: 3M X 2.5M (EXTERNAL SIZE)
- LARGEST OVERALL RECTANGULAR LANTERN SIZE: 6M X 4M (EXTERNAL SIZE)
- LARGEST PYRAMID LANTERN WITH ONLY 4 GLASS UNITS: 2.5M X 2.5M (EXTERNAL SIZE)
- LARGEST PYRAMID LANTERN: 4M X 4M (EXTERNAL SIZE)

THREE STOCK RAL COLOURS

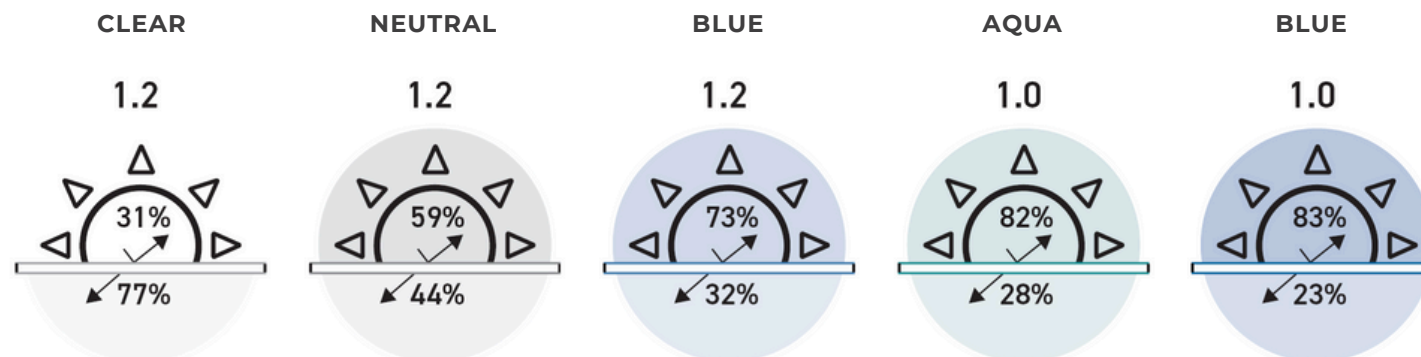
- RAL 9010 – GLOSS WHITE
- RAL 7016 – MATT GREY
- RAL 9005 – MATT BLACK
- BESPOKE RAL



U VALUE (W/M2K) >

SOLAR HEAT REFLECTION >

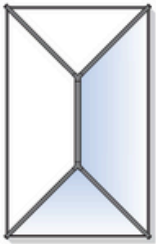
LIGHT TRANSMISSION >



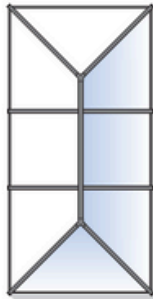
CONFIGURATIONS



1:



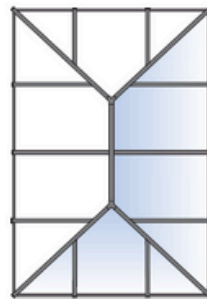
2:



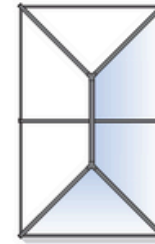
3:



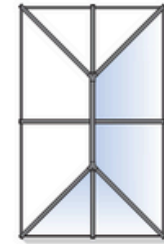
4:




5:



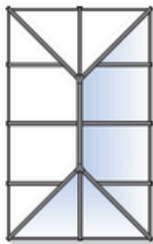
6:



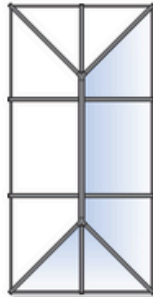
7:




8:



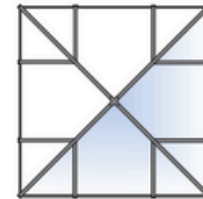
9:



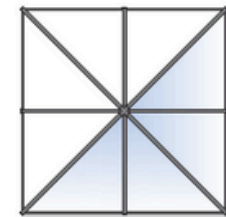
10:




11:



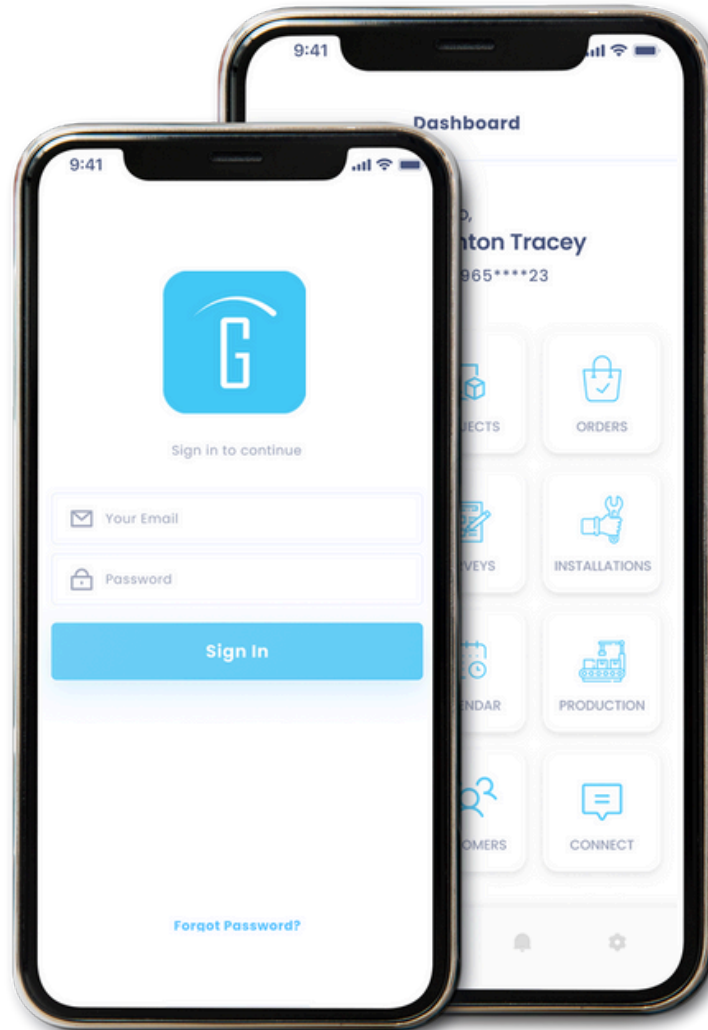
12:





GLIDELINE GO

KEEP UP TO DATE WITH YOUR
GLAZING PROJECTS WITH
GLIDELINE GO



Introducing GlidelineGO – the ultimate system designed to streamline your glazing order management process. With GlidelineGO, customers and trade partners can effortlessly create, track, and manage orders, while enjoying the convenience of approving drawings and making payments directly within the app.

Efficiency and ease-of-use are at the heart of GlidelineGO. Whether you're an architect, contractor, or glazing professional, this powerful app empowers you to take control of your glazing projects, ensuring a seamless experience from start to finish.





GLIDELINE